



GEORGE J. GEISSER, JR., P.E.
 GEORGE J. GEISSER, III, P.E.
 NORMAN R. PAQUETTE, P.E.
 1921-1985

Geisser Engineering Corporation
 Consulting Engineers

227 Wampanoag Trail
 Riverside, R.I. 02915
 (401) 438-7711
 Fax # (401) 438-0281

Client PREMIER PLASTIC PRODUCTS, INC.

Project REDI - FOOTING

Subject COMPRESSIVE TEST ON FOOTING ASSEMBLY

File No. Q-819-1

Date JANUARY 30, 2002

Sample: THREE (3) DIFFERING LENGTHS OF REDI-FOOTING ASSEMBLY BASE UNIT FOR COMPRESSIVE STRENGTH TESTING. ONE (1) TENSILE TEST ON COMPLETED ASSEMBLY

Delivered By: CLIENT

Date Delivered: JULY, 2001 & DECEMBER 2001

Date Tested: SEPTEMBER, 2001 & JANUARY 2002


SAMPLE DATA	LENGTH (IN)	WIDTH PIPE (IN)	BASE WIDTH (IN)
RF-1	17.5	4.5	9.75
RF-2	24.5	4.5	9.75
RF-3	40.25	4.5	9.75
RF-4	40.25	4.5	9.75

TEST RESULTS	COMPRESSIVE LOAD (LBS)	COMPRESSIVE STRENGTH (PSI)
RF-1	28,000	3,963*
RF-2	28,000	3,963*
RF-3	25,500	3,538*
AVG.	27,000	3,821
TENSILE TEST	LBS	
R-4	250**	

REMARKS: *COLUMNS FAILED AT 4 1/2" PVC PIPES, THE LONGER THE SECTION, THE LESS THE LOAD IT WILL BE CAPABLE OF SUPPORTING. OTHER FACTORS INFLUENCING THE AMOUNT OF LOAD WILL BE ALLOWABLE SOIL BEARING PRESSURE. USING A FACTOR OF SAFETY OF 2, THE GOVERNING FACTOR FOR DESIGN WOULD BE ALLOWABLE SOIL BEARING.

**TENSILE TEST PERFORMED ON SUBMITTED SAMPLE. MODE OF FAILURE WAS SHEARING OF PLASTIC SET SCREW CONNECTING BEAM SEAT TO COLUMN

CERTIFIED CORRECT
 GEORGE J. GEISSER III, P.E.
 PRESIDENT





GEORGE J. GEISSER, JR., P.E.
 GEORGE J. GEISSER, III, P.E.
 NORMAN R. PAQUETTE, P.E.
 1921-1985

Geisser Engineering Corporation

Consulting Engineers

227 Wampanoag Trail
 Riverside, R.I. 02915
 (401) 438-7711
 Fax # (401) 438-0281

Client PREMIER PLASTIC PRODUCTS, INC.

Project REDI - FOOTING

Subject COMPRESSIVE TEST ON FOOTING ASSEMBLY

File No. Q-819-1

Date JANUARY 30, 2002

Sample: THREE (3) DIFFERING LENGTHS OF REDI-FOOTING ASSEMBLY BASE UNIT FOR COMPRESSIVE STRENGTH TESTING. ONE (1) TENSILE TEST ON COMPLETED ASSEMBLY

Delivered By: CLIENT

Date Delivered: JULY, 2001 & DECEMBER 2001


Date Tested: SEPTEMBER, 2001 & JANUARY 2002

SAMPLE DATA	LENGTH (IN)	WIDTH PIPE (IN)	BASE WIDTH (IN)
RF-1	17.5	4.5	9.75
RF-2	24.5	4.5	9.75
RF-3	40.25	4.5	9.75
RF-4	40.25	4.5	9.75

TEST RESULTS	COMPRESSIVE LOAD (LBS)	COMPRESSIVE STRENGTH (PSI)
RF-1	28,000	3,963*
RF-2	28,000	3,963*
RF-3	25,500	3,538*
AVG.	27,000	3,821
TENSILE TEST	LBS	
R-4	250**	

REMARKS: *COLUMNS FAILED AT 4 1/2" PVC PIPES, THE LONGER THE SECTION, THE LESS THE LOAD IT WILL BE CAPABLE OF SUPPORTING. OTHER FACTORS INFLUENCING THE AMOUNT OF LOAD WILL BE ALLOWABLE SOIL BEARING PRESSURE. USING A FACTOR OF SAFETY OF 2, THE GOVERNING FACTOR FOR DESIGN WOULD BE ALLOWABLE SOIL BEARING.

**TENSILE TEST PERFORMED ON SUBMITTED SAMPLE. MODE OF FAILURE WAS SHEARING OF PLASTIC SET SCREW CONNECTING BEAM SEAT TO COLUMN



CERTIFIED CORRECT,
 GEORGE J. GEISSER, III, P.E.
 PRESIDENT



GEORGE J. GEISSER, JR., P.E.
 GEORGE J. GEISSER, III, P.E.
 NORMAN R. PAQUETTE, P.E.
 1921-1985

Geisser Engineering Corporation
 Consulting Engineers

227 Wampanoag Trail
 Riverside, R.I. 02915
 (401) 438-7711
 Fax # (401) 438-0281

Client PREMIER PLASTIC PRODUCTS, INC.

Project REDI - FOOTING

Subject COMPRESSIVE TEST ON FOOTING ASSEMBLY

File No. Q-819-1

Date JANUARY 30, 2002

Sample: THREE (3) DIFFERING LENGTHS OF REDI-FOOTING ASSEMBLY BASE UNIT FOR COMPRESSIVE STRENGTH TESTING. ONE (1) TENSILE TEST ON COMPLETED ASSEMBLY

Delivered By: CLIENT

Date Delivered: JULY, 2001 & DECEMBER 2001


Date Tested: SEPTEMBER, 2001 & JANUARY 2002

SAMPLE DATA	LENGTH (IN)	WIDTH PIPE (IN)	BASE WIDTH (IN)
RF-1	17.5	4.5	9.75
RF-2	24.5	4.5	9.75
RF-3	40.25	4.5	9.75
RF-4	40.25	4.5	9.75

TEST RESULTS	COMPRESSIVE LOAD (LBS)	COMPRESSIVE STRENGTH (PSI)
RF-1	28,000	3,963*
RF-2	28,000	3,963*
RF-3	25,500	3,538*
AVG.	27,000	3,821
TENSILE TEST	LBS	
R-4	250**	

REMARKS: *COLUMNS FAILED AT 4 1/2" PVC PIPES, THE LONGER THE SECTION, THE LESS THE LOAD IT WILL BE CAPABLE OF SUPPORTING. OTHER FACTORS INFLUENCING THE AMOUNT OF LOAD WILL BE ALLOWABLE SOIL BEARING PRESSURE. USING A FACTOR OF SAFETY OF 2, THE GOVERNING FACTOR FOR DESIGN WOULD BE ALLOWABLE SOIL BEARING.

**TENSILE TEST PERFORMED ON SUBMITTED SAMPLE. MODE OF FAILURE WAS SHEARING OF PLASTIC SET SCREW CONNECTING BEAM SEAT TO COLUMN



CERTIFIED CORRECT,
 GEORGE J. GEISSER, III, P.E.
 PRESIDENT REGISTERED PROFESSIONAL ENGINEER